



www.lprcoho.com

## Wi-Fi Calling via Club Internet Instructions

### Apple iPhone

The Lancaster Pistol and Rifle Club established Wi-Fi access for members physically at the club. Setting up Wi-Fi access is covered in the “Wi-Fi Setup Instructions” and must be completed before following the instructions below. Members may use this Wi-Fi access to place phone calls through your smart phone Wi-Fi calling feature. Below are instructions how to access Wi-Fi calling for Apple iPhone.

Limitations: Wi-Fi calling **does not** automatically communicate your address to emergency services in the same way a cellular service does. Should you need to call emergency services, you must communication the address of your emergency to the dispatcher.

### Instructions for Apple iPhone

## Make a call with Wi-Fi Calling

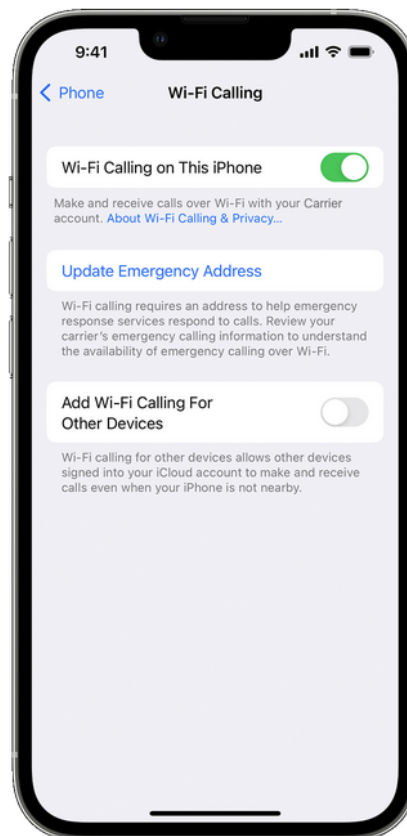
With Wi-Fi Calling, you can make or receive a phone call if you have a Wi-Fi connection in an area with little or no cellular coverage. Learn how to make a voice call using Wi-Fi Calling.

### Place Wi-Fi calls from your iPhone

To turn on Wi-Fi calling, go to Settings > Phone > Wi-Fi Calling. You might need to enter or confirm your address for emergency services.

If Wi-Fi Calling is available, you'll see "Wi-Fi" in the status bar while viewing Control Center. Then your calls will use Wi-Fi Calling.

When cellular service is available, your iPhone uses it for emergency calls. If you turn on Wi-Fi Calling and cellular service isn't available, emergency calls might use Wi-Fi calling. Your device's location may be used to aid response efforts when you place an emergency call, regardless of whether you enable Location Services.





www.lprcoho.com

## Wi-Fi Calling via Club Internet Instructions Android

The Lancaster Pistol and Rifle Club established Wi-Fi access for members physically at the club. Setting up Wi-Fi access is covered in the “Wi-Fi Setup Instructions” and must be completed before following the instructions below. Members may use this Wi-Fi access to place phone calls through your smart phone Wi-Fi calling feature. Below are instructions how to access Wi-Fi calling for Android.

Limitations: Wi-Fi calling **does not** automatically communicate your address to emergency services in the same way a cellular service does. Should you need to call emergency services, you must communicate the address of your emergency to the dispatcher.

### Instructions for Android

#### Make calls over Wi-Fi

In some cases, you can call people over a Wi-Fi connection instead of a mobile carrier. Not all carriers support calls over Wi-Fi.



Before you can make calls over Wi-Fi, you'll need to turn on the feature in your settings.

**Important:** Some of these steps only work on Android 6.0 and up. [Learn how to check your Android version.](#)

#### Turn on Wi-Fi calling

**Important:** You may incur additional charges for making calls over Wi-Fi, so check with your mobile service provider for details.

#### Use a mobile carrier's Wi-Fi calling

1. Open the Phone app .
2. Tap More  > **Settings**.
3. Tap **Calls**.
4. Tap **Wi-Fi calling**. If you don't see this option, it's because your carrier doesn't support this feature.
  - You can use Wi-Fi calling without a service on some carriers.
  - If your carrier doesn't offer Wi-Fi calling, you can still do so through a voice over IP service.

#### Place a call using Wi-Fi

Once you've set up Wi-Fi calling, you can make a call over Wi-Fi just like any other call. When you're connected to the internet, you'll see "Internet Call" or "Wi-Fi calling" on the notification screen.

When you're not connected to Wi-Fi, your calls will use your mobile carrier, if you have one.